

About the Guide

- This quick start guide is for reference only. Minor difference might be found in user interface.
- All the design and software here are subject to change without prior written notice.
- All trademarks and registered trademarks mentioned are the properties of their respective owners.
- Please visit our website or contact your local service engineer for more information.
- If there is any uncertainty or controversy, please refer to our final explanation.

Operating with Imou Life App

Step 1

Scan the following QR code or search "Imou Life" in Google Play or App Store to download and install the app.

Note: If you have installed the app, update it to the latest version.



Step 2

Run Imou Life App, and then register an account for the first use.

Step 3

Connect the camera to power source with the power adapter.

Step 4

Wait for booting to be finished, and then the camera indicator flashes with green light.

Step 5

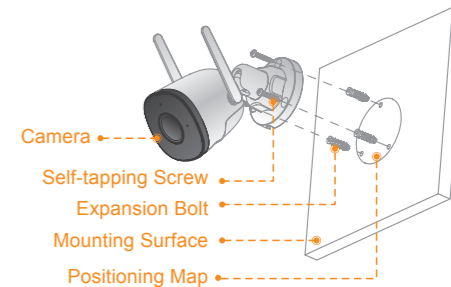
Do the following operations to finish adding camera.



Note: If you have more than one camera, do step 5 to add them one by one.
If the Wi-Fi network has changed or the indicator status goes wrong, reset the camera, and then do step 5 to add it again.

Installing Camera

Note: Make sure that the mounting surface is strong enough to hold at least three times of the device weight.



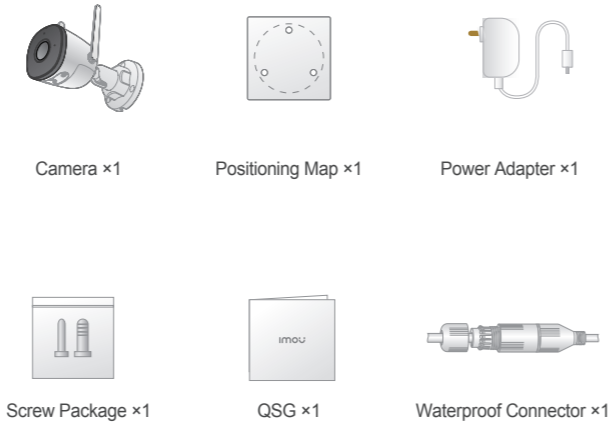
- Step1** Drill screw holes on the mounting surface as the positioning map shows, and then put in the expansion bolts.
- Step2** Attach the pedestal to the mounting surface with the self-tapping screws.
- Step3** Power up the camera, and then adjust the lens to the ideal angle.

imou

Quick Start Guide

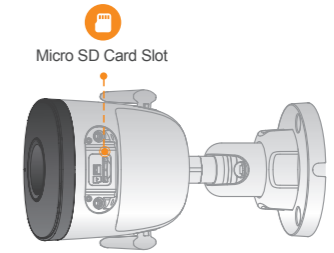
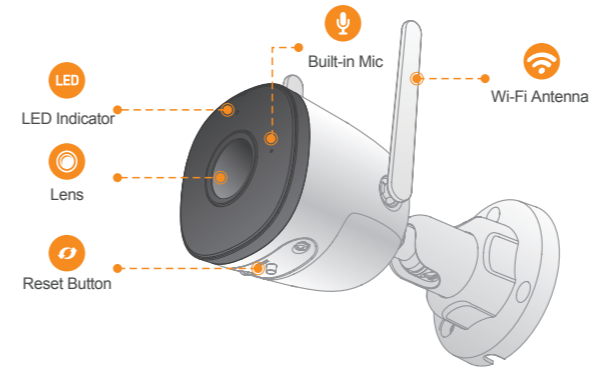
Version 1.0.0

Packing List



1.2.51.32.16523-000

Camera Introduction



Note: Press and hold the reset button for 10 s to reset the camera.

The pattern of the LED indicator is included in the following table.

LED Indicator Status	Device Status
Off	<ul style="list-style-type: none"> Powered off/LED turned off Rebooting after reset
Red light on	<ul style="list-style-type: none"> Booting Device malfunction
Green light flashing	Waiting for network
Green light on	Operating properly
Red light flashing	Network connection failed
Green and red lights flashing alternately	Firmware updating