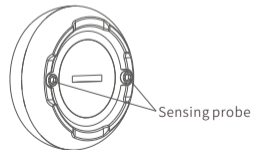
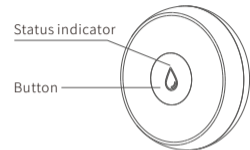


# Water Leak Detector User Manual

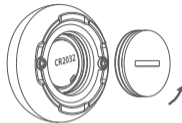


## Product Description

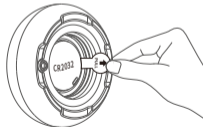


## Network Setting

1. Power on the product.

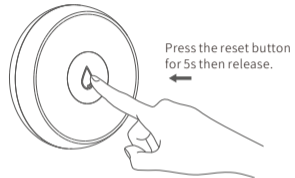


Insert a thin blade or coin to the slot on the battery cover and rotate it anticlockwise to open.



Remove the battery insulation film to power on the product and close the battery cover.

2. Press the reset button for 5s and release, the green LED will flash for network setting.

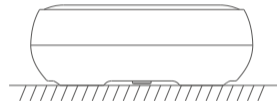


Distribution network hint:

- Press the reset button for 5s-10s, the green LED is on, once green LED turns off, release the reset button, the green LED flashes, means ready for network setting. It keeps on flashing for 20s during network setting. If pressing for more than 10s, network setting cancelled.
- The green LED will be on for 5s to indicate network setting succeeds. If fails, the green LED is off.

## Installation Instructions

Place the product in the detection area.



Bottom view

## Technical Parameters

Wireless Technology	Zigbee
Working Voltage	DC 3 V (CR2032 battery)
Transmission Frequency	2.4 GHz
Working Temperature	0°C to +55°C
Low battery indication	Yes
Battery Life	More than one year (20 times per day)
Detection Method	Water sensor probe
Water proof level	IP66
Dimensions	φ50 mm x 18 mm

## Toxic or Hazardous Substances or Elements of this Product

Component Name	Toxic or Hazardous Substances or Elements					
	Lead (Pb)	Mercury (Hg)	Cadmium (Cd)	Hexavalent chromium (Cr (VI))	Polybrominated biphenyls (PBBs)	Polybrominated diphenyl ethers (PBDEs)
LED	<input type="radio"/>	<input type="radio"/>	<input type="radio"/>	<input type="radio"/>	<input type="radio"/>	<input type="radio"/>
PCB	<input type="radio"/>	<input type="radio"/>	<input type="radio"/>	<input type="radio"/>	<input type="radio"/>	<input type="radio"/>
Cover and other components	<input type="radio"/>	<input type="radio"/>	<input type="radio"/>	<input type="radio"/>	<input type="radio"/>	<input type="radio"/>

This table complies with SJ/T 11364.

O: indicates that the toxic or hazardous substance amount contained in all homogeneous materials of a component does not exceed that stipulated in GB/T 26572.

X: indicates that the toxic or hazardous substance amount contained in at least one of the homogeneous materials of a component exceeds that stipulated in GB/T 26572.



## Warranty Certificate

Warranty policy:

1. If the product has quality problems within 7 days of the payment date, you can apply for a refund based on the invoice price or to replace with the same model or have it repaired..
2. If the product has quality problems within 15 days of the payment date, you can apply to replace the product with the same model or have it repaired.
3. If the product has quality problems within 12 months of the payment date, you can apply to have it repaired.

What is not covered under this warranty:

1. The product owner has no warranty certificate or the warranty service has expired.
2. Damage caused by improper use, maintenance, or storage
3. Damage caused by disassembly and repair without Tuya's authorization
4. Damage caused by force majeure
5. Normal discoloration and depreciation after the product has been used

## User Form

User information (Specify real information. Tuya promises to use the information only for after-sales services.)

Name \_\_\_\_\_

Phone number \_\_\_\_\_

Email \_\_\_\_\_

Zip code \_\_\_\_\_

Address \_\_\_\_\_

Product information

Name \_\_\_\_\_ Model \_\_\_\_\_

Color \_\_\_\_\_ Product SN \_\_\_\_\_

Service    Return     Replace     Repair

Fault symptoms \_\_\_\_\_

Handling date \_\_\_\_\_

Maintenance personnel signature \_\_\_\_\_

## Vendor Form

User information (Specify real information. Tuya promises to use the information only for after-sales services.)

Name \_\_\_\_\_

Phone number \_\_\_\_\_

Email \_\_\_\_\_

Zip code \_\_\_\_\_

Address \_\_\_\_\_

Product information

Name \_\_\_\_\_ Model \_\_\_\_\_

Color \_\_\_\_\_ Product SN \_\_\_\_\_

Service    Return     Replace     Repair

Fault symptoms \_\_\_\_\_

Handling date \_\_\_\_\_

Maintenance personnel signature \_\_\_\_\_