

TSW200

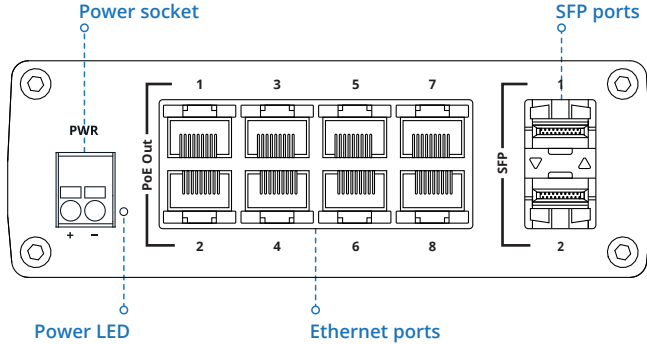
Quick Start Guide v1.0




Wiki knowledge base
<https://wiki.teltonika-networks.com/>



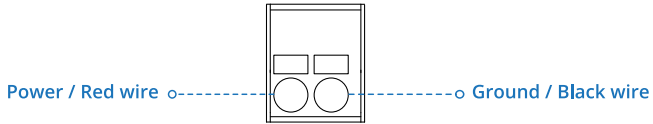
FRONT VIEW



BACK VIEW

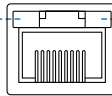


POWER SOCKET PINOUT



RJ45 LED MEANING

Orange LED on: link established
10/100 Mbps
Orange LED blinking: active connection



Green LED on: link established
1000 Mbps

TECHNICAL INFORMATION

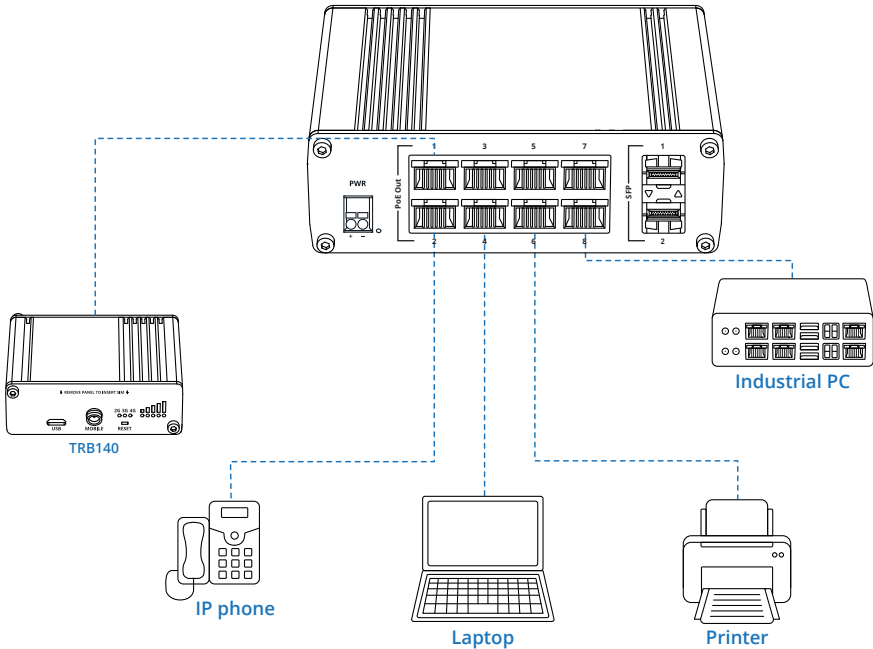
Technical specifications	
Input voltage range*	7 - 57 VDC
Max power consumption no PoE devices connected	5.5 W
Max PoE power budget at PSE	240 W
Max Ethernet cable length	100 m
Bundled accessories specifications**	
No accessories	

* PoE operates properly only when connected power supply outputs 44 V or higher voltage.

** Order code dependent.

HARDWARE INSTALLATION

1. Connect your main internet router/modem to TSW200.
2. Connect end devices (ex. IP camera) to TSW200 1 to 8 port, which you want to power via Ethernet.
3. Connect 2 pin power plug to TSW200 to power up switch



SAFETY INFORMATION

TSW200 switch must be used in compliance with any and all applicable national and international laws and with any special restrictions regulating the utilization of the communication module in prescribed applications and environments.

[BG] Bulgarian	С настоящето, TELTONIKA NETWORKS декларира, че TSW200 е в съответствие със съществените изисквания и другите приложими разпоредби на Директива 2014/30/EU и 2014/35/EU.
[HR] Croatian	Ovim TELTONIKA NETWORKS izjavljuje da je ovaj TSW200 u skladu s bitnim zahtjevima i ostalim relevantnim odredbama Direktive 2014/30/EU i 2014/35/EU.
[CZ] Czech	TELTONIKA NETWORKS tímto prohlašuje, že TSW200 splňuje základní požadavky a všechna příslušná ustanovení Směrnice 2014/30/EU i 2014/35/EU.
[DK] Danish	Undertegnede TELTONIKA NETWORKS erklærer herved, at følgende udstyr TSW200 overholder de væsentlige krav og øvrige relevante krav i direktiv 2014/30/EU og 2014/35/EU.
[NL] Dutch	Hierbij verklaart TELTONIKA NETWORKS dat het toestel TSW200 in overeenstemming is met de essentiële eisen en de andere relevante bepalingen van richtlijn 2014/30/EU en 2014/35/EU.
[EN] English	Hereby, TELTONIKA NETWORKS declares that this TSW200 is in compliance with the essential requirements and other relevant provisions of Directive 2014/30/EU and 2014/35/EU.
[EE] Estonian	Käesolevaga kinnitab TELTONIKA NETWORKS seadme TSW200 vastavust direktiivi 2014/30/EU ja 2014/35/EU põhinõuetele ja nimetatud direktiivist tulenevatele teistele asjakohastele sätetele.
[FI] Finnish	TELTONIKA NETWORKS vakuuttaa täten että TSW200 tyyppinen laite on direktiivin 2014/30/EU ja 2014/35/EU oleellisten vaatimusten ja sitä koskevien direktiivin muiden ehtojen mukainen.
[FR] French	TELTONIKA NETWORKS déclare que cette TSW200 est conforme aux exigences essentielles et aux autres dispositions pertinentes de la directive 2014/30/EU et 2014/35/EU.
[DE] German	Hiermit erklärt TELTONIKA NETWORKS, dass dieser TSW200 den grundlegenden Anforderungen und anderen relevanten Bestimmungen der Richtlinie 2014/30/EU und 2014/35/EU entspricht.
[GR] Greek	ΜΕ ΤΗΝ ΠΑΡΟΥΣΑ Ο ΚΑΤΑΣΚΕΥΑΣΤΗΣ ΤΗΛΤΟΝΙΚΑ ΝΕΤΟΥΡΚΣ ΔΗΛΩΝΕΙ ΟΤΙ ΤΟ TSW200 ΣΥΜΜΟΡΦΩΝΕΤΑΙ ΠΡΟΣ ΤΙΣ ΟΥΣΙΩΔΕΙΣ ΑΠΑΙΤΗΣΕΙΣ ΚΑΙ ΤΙΣ ΛΟΙΠΕΣ ΣΧΕΤΙΚΕΣ ΔΙΑΤΑΞΕΙΣ ΤΗΣ ΟΔΗΓΙΑΣ 2014/30/EU ΚΑΙ 2014/35/EU.
[HU] Hungarian	A TELTONIKA NETWORKS ezennel kijelenti, hogy a TSW200 típusú berendezés teljesíti az alapvető követelményeket és más 2014/30/EU és 2014/35/EU irányelvben meghatározott vonatkozó rendelkezéseket.
[IE] Irish	Leis seo, dearbhaíonn TELTONIKA NETWORKS go gcomhlíonann an TSW200 seo bunriachtanais agus forálacha ábhartha eile Theoiric 2014/30/EU agus 2014/35/EU.
[IT] Italian	Con la presente, TELTONIKA NETWORKS dichiara che questo TSW200 è conforme ai requisiti essenziali e ad altre disposizioni pertinenti della Direttiva 2014/30/EU e 2014/35/EU.
[LV] Latvian	Ar šo TELTONIKA NETWORKS deklarē, ka TSW200 atbilst Direktīvas 2014/30/EU un 2014/35/EU būtiskajām prasībām un citiem ar to saistītajiem noteikumiem.
[LT] Lithuanian	Šiuo dokumentu UAB TELTONIKA NETWORKS deklaruoja, kad šis TSW200 atitinka esminius reikalavimus ir kitas 2014/30/EU and 2014/35/EU Direktyvos nuostatas.
[MT] Maltese	Hawn hekk, TELTONIKA NETWORKS tidjikkara li dan l-TSW200 huwa konformi mar-reqwiżiti essenzjali u dispozizzjonijiet rilevanti oħra tad-Direttiva 2014/30/EU u 2014/35/EU.
[NO] Norwegian	TELTONIKA NETWORKS Erklærer herved at TSW200 er i samsvar med de grunnleggende krav og øvrige relevante krav i direktiv 2014/30/EU og 2014/35/EU.
[PL] Polish	Niniejszym TELTONIKA NETWORKS deklaruje że TSW200 jest zgodny z zasadniczymi wymaganiami i innymi właściwymi postanowieniami Dyrektywy 2014/30/EU oraz 2014/35/EU.
[PT] Portuguese	Eu, TELTONIKA NETWORKS declaro que o TSW200 cumpre os requisitos essenciais e outras provisões relevantes da Directiva 2014/30/EU e 2014/35/EU.
[RO] Romanian	Prin prezenta, TELTONIKA NETWORKS declară că aparatul TSW200 este în conformitate cu cerințele esențiale și cu alte prevederi pertinente ale Directivei 2014/30/EU și 2014/35/EU.
[SK] Slovak	Spoločnosť TELTONIKA NETWORKS týmto vyhlasuje, že smerovač TSW200 je v súlade so základnými požiadavkami a ďalšími príslušnými ustanoveniami smernice 2014/30/EU a 2014/35/EU.
[SI] Slovenian	TELTONIKA NETWORKS izjavlja, da je ta TSW200 v skladu z bistvenimi zahtevami in drugimi relevantnimi določili direktive 2014/30/EU in 2014/35/EU.
[ES] Spanish	Por la presente, TELTONIKA NETWORKS declara que este TSW200 cumple con los requisitos esenciales y otras exigencias relevantes de la Directiva 2014/30/EU y 2014/35/EU.
[SE] Swedish	Härmed intygar TELTONIKA NETWORKS att denna TSW200 är i överensstämmelse med de väsentliga egenskapskrav och övriga relevanta bestämmelser som framgår av direktiv 2014/30/EU och 2014/35/EU.

The full text of the EU declaration of conformity is available at the following Internet address: https://wiki.teltonika-networks.com/view/TSW200_CE

- [BG]** Инструкция: Свържете адаптера на захранване, за да включите устройството. Повече информация в <https://wiki.teltonika-networks.com/>
- [HR]** Upute za uporabu: Priključite napajanje. Više informacija na <https://wiki.teltonika-networks.com>
- [CZ]** Návod k použití: Připojte napájecí adaptér k zapnutí přístroje. Více informací najdete v <https://wiki.teltonika-networks.com/>
- [DK]** Instruktionsbog: Tilslut strømadapteren for at tænde for enheden. Mere information i <https://wiki.teltonika-networks.com/>
- [NL]** Handleiding: Sluit voedingsadapter aan op het apparaat in te schakelen. Meer informatie in <https://wiki.teltonika-networks.com/>
- [EN]** Instruction Manual: Connect the power adapter to turn on the device. More information on <https://wiki.teltonika-networks.com/>
- [EE]** Kasutusjuhend: Ühendage toiteadapter seadme sisselülitamiseks. Rohkem teavet <https://wiki.teltonika-networks.com/>
- [FI]** Käyttöohje: Kytke virtalähde päälle laitteen. Lisää tietoa <https://wiki.teltonika-networks.com/>
- [FR]** Mode d'emploi: Connectez l'adaptateur d'alimentation pour allumer l'appareil. Plus d'informations dans <https://wiki.teltonika-networks.com/>
- [DE]** Bedienungsanleitung: Verbinden Sie das Netzteil, um das Gerät einzuschalten. Weitere Informationen im <https://wiki.teltonika-networks.com/>
- [GR]** εγχειρίδιο οδηγιών: Συνδέστε τον προσαρμογέα τροφοδοσίας για να ενεργοποιήσετε τη μονάδα. Περισσότερες πληροφορίες στο <https://wiki.teltonika-networks.com/>
- [HU]** Használati utasítás: Csatlakoztassa a hálózati adaptert a készülék bekapcsolásához. Több információ <https://wiki.teltonika-networks.com/>
- [IE]** Lámhleabhar Treoracha: Ceangail an t-adapter cumhachta chun an gléas a chasadh air. Tuilleadh eolais ar <https://wiki.teltonika-networks.com>
- [IT]** Manuale di istruzioni: collegare l'adattatore di alimentazione per accendere il dispositivo. Maggiori informazioni su <https://wiki.teltonika-networks.com>
- [LV]** Lietošanas instrukcija: Pievienojiet Strāvas adapteri, lai ieslēgtu ierīci. Plašāka informācija <https://wiki.teltonika-networks.com/>
- [LT]** Naudojimosi instrukcija: Prijunkite maitinimo adapterį, įjunkite įrenginį. Daugiau informacijos rasite <https://wiki.teltonika-networks.com/>
- [MT]** Manwal tal-Istruzzjoni: Qabdad l-adapter tal-enerġġja biex tixgħel l-apparat. Aktar informazzjoni dwar <https://wiki.teltonika-networks.com>
- [NO]** Bruksanvisningen: Koble strømadapteren for å slå på enheten. Mer informasjon på <https://wiki.teltonika-networks.com/>
- [PL]** Instrukcja obsługi: Podłącz adapter zasilania, aby włączyć urządzenie. Więcej informacji w <https://wiki.teltonika-networks.com/>
- [PT]** Manual de instruções: Conecte o adaptador de alimentação para ligar o aparelho. Mais informações em <https://wiki.teltonika-networks.com/>
- [RO]** Instrucțiunile de utilizare: Conectați adaptorul de alimentare pentru a porni aparatul. Mai multe informații în <https://wiki.teltonika-networks.com/>
- [SK]** Návod na použitie: Pripojením napájacieho adaptéra zapnite zariadenie. Viac informácií na <https://wiki.teltonika-networks.com>
- [SI]** Navodila: Priključite napajalnik za vklop naprave. Več informacij v <https://wiki.teltonika-networks.com/>
- [ES]** Manual de instrucciones: Conecte el adaptador de alimentación para encender la unidad. Más información en <https://wiki.teltonika-networks.com/>
- [SE]** Instruktionsmanual: Anslut nätadapter tern för att slå på enheten. Mer information på <https://wiki.teltonika-networks.com/>



This sign means that all used electronic and electric equipment should not be mixed with general household waste.



This sign means that product meets the requirements of the applicable EU directives.